

# Verifying your Identity for Companies House

---

# Step-by-Step Guide

## Verifying Your Identity with Companies House

### Why You Need to Verify

- From 18 November 2025, all directors and People with Significant Control (PSCs) must verify their identity with Companies House
  - New directors/PSCs must verify before appointment
  - Existing ones must do so within the 12 month transition period or when filing their next confirmation statement
  - This is to combat fraud and improve transparency
- 

### What You Will Need

Before you start you will need:

- A “GOV.UK One Login”
  - A valid photo ID (UK or foreign passport, UK or EU driving licence or biometric residence permit)
  - Your personal details (full name, date of birth, address history)
  - A smartphone (if you will use the GOV.UK mobile phone app)
- 

### How to Verify

#### Step 1: Create a GOV.UK One Login

- Go to [GOV.UK One Login](#)  
(*This account is separate from your Companies House or Government Gateway login*)
  - Enter email address
  - A 6-digit code will be emailed to you, which you will need to enter
  - Create a password
  - Choose how to get your security codes, opt via text message
  - Enter your mobile number
  - A 6-digit code will be texted to you, which you will need to enter
  - Your account will then be set up
-

---

## Step 2: Start the Verification Service

- Use the [Verify your identity for Companies House service](#)
- Scroll down the page until you come across the green button that says, **Verify your identity >**
- Then you will need to log in to your GOV.UK One Login. This is done by scrolling down and clicking on the green button that says: **Go to GOV.UK One Login**
- Once redirected to the sign in page, please sign in using the account details you created in **Step 1**
- You will be asked '**Has your identity been verified for Companies House**', click '**No**' and then **Continue**

## Step 3: Choose How to Verify

You can pick one of these three options:

1. **Using the GOV.UK One Login mobile app, this is the quickest and simplest method:**
  - Download the app to your smartphone
  - Scan your passport or driving licence
  - Take a live selfie for comparison
2. **Answering Security Questions on a Computer/Tablet**
  - Available only if you have a UK passport, UK driving licence, or credit history
  - Questions may be about your bank, credit card, or loans
3. **Verify in Person at the Post Office**
  - If digital options don't work, you can complete the check in person at selected Post Offices
  - Take your ID documents with you

## Step 4: Get Your Personal Code

- Once verified, Companies House gives you a **personal code**
  - This proves you have verified your identity
  - Save it securely and send it to [info@rbp.co.uk](mailto:info@rbp.co.uk) immediately
-

---

## How to verify your identity using GOV.UK One Login mobile phone app

- Once you have finished following Step 2, scroll down to the bottom of the page and click

**Continue**

*Screenshot of Gov.UK One website*

### **We're taking you to verify your identity with GOV.UK One Login**

GOV.UK will ask you some simple questions to find the best way for you to verify your identity. Depending on the answers you provide, you'll then be guided to use one of the following routes:

#### **Route 1: Use the GOV.UK mobile phone app**

This is the fastest way to verify. GOV.UK One Login allows you to download an app that scans your biometric ID.

The mobile app:

- is fast and simple
- works with any up-to-date mobile phone
- is secure - the app only communicates data, it doesn't store anything

You can delete the app when you've finished.

[Check if your mobile phone can use the GOV.UK app \(opens in new tab\)](#)

#### **Route 2: Verify online without the mobile phone app**

If you cannot verify using the mobile phone app, you can still verify online without it. You'll need to answer a few questions about yourself to confirm who you are.

#### **Route 3: Verify in person**

If you cannot verify using the mobile phone app or online, GOV.UK One Login will tell you how to verify in person at the Post Office.

**Continue**

---

- Click on where you live and then click **Continue**

*Screenshot of Gov.UK One website*

## Where do you live?

How you can prove your identity depends on where you live.

- ☐ UK, Channel Islands or Isle of Man
- ☐ Another country

**Continue**

- You will then be asked if you have one of the following types of photo ID, click 'Yes' and then **Continue**

*Screenshot of Gov.UK One website*

## Tell us if you have one of the following types of photo ID

This will help us find the best way for you to prove your identity.

You can use one of the following types of photo ID:

- UK photocard driving licence
- UK passport
- non-UK passport with a biometric chip
- UK biometric residence permit (BRP)
- UK biometric residence card (BRC)
- UK Frontier Worker permit (FWP)

You can use an expired BRP, BRC or FWP up to 18 months after its expiry date if you have a smartphone.

Find out more about the different types of [photo ID we accept \(opens in new tab\)](#)

### Do you have any of these types of photo ID?

You'll need to have your photo ID ready. You cannot use a photocopy or digital copy.

- ☐ Yes
- ☐ No

**Continue**

- You will then be asked 'Are you on a computer or tablet right now?'
  - If on a computer or tablet; click 'Yes – I am on a computer or tablet'
  - Click on if you have access to an iPhone or Android
  - Scan the QR code and you will be redirected and prompted to download the GOV.UK One Login mobile app
  - You will then need to sign in and continue the rest of the steps on the app
  - Once followed the steps on the mobile app using your smartphone, you will be redirected back to your computer or tablet and will be giving the option to finish proving your identity by clicking **Continue**

*Screenshot of Gov.UK One website*

## 2. Open the GOV.UK One Login app

Follow the instructions in the app to prove your identity.



**Completed.**

You can now finish proving your identity online.

## 3. Finish proving your identity here

If we successfully match your face to your photo ID, you'll finish proving your identity online.

Then you can continue to the government service you want to use.

**Continue**

- It will confirm that it has matched you to the photo on your ID, click **Continue**

*Screenshot of Gov.UK One website*

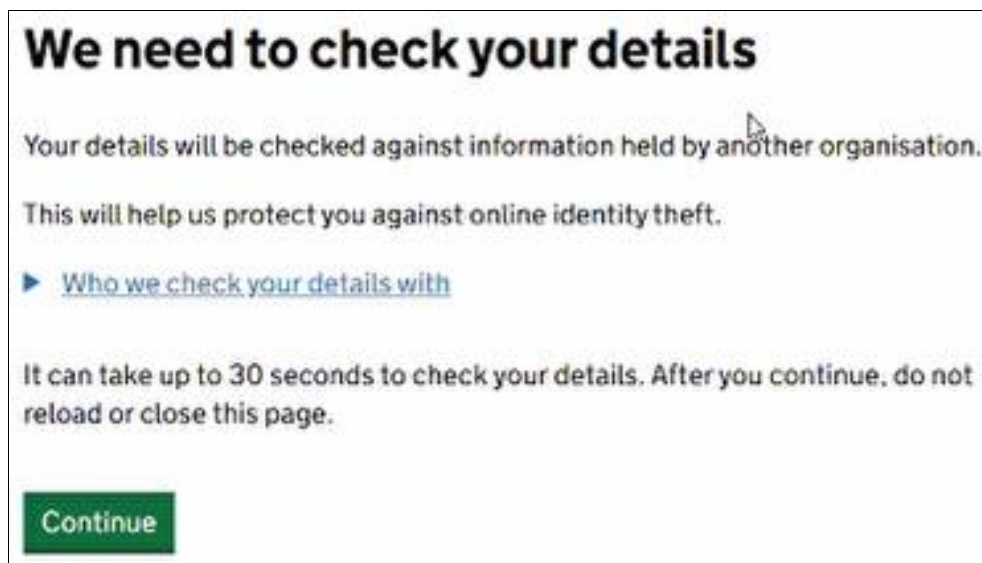
**We've successfully matched you to the photo on your ID**

You'll need to enter your current home address (and previous address, if you've recently moved) when you continue.

**Continue**

- Find your address by entering your postcode and clicking **Find address**
- Choose your address
- Enter the year you started living at the address then click **Continue**
- You will then need to confirm your details by clicking **I confirm my details are correct**
- It will then need to check your details. To allow it to do this, click **Continue**

*Screenshot of Gov.UK One website*



**We need to check your details**

Your details will be checked against information held by another organisation.  
This will help us protect you against online identity theft.

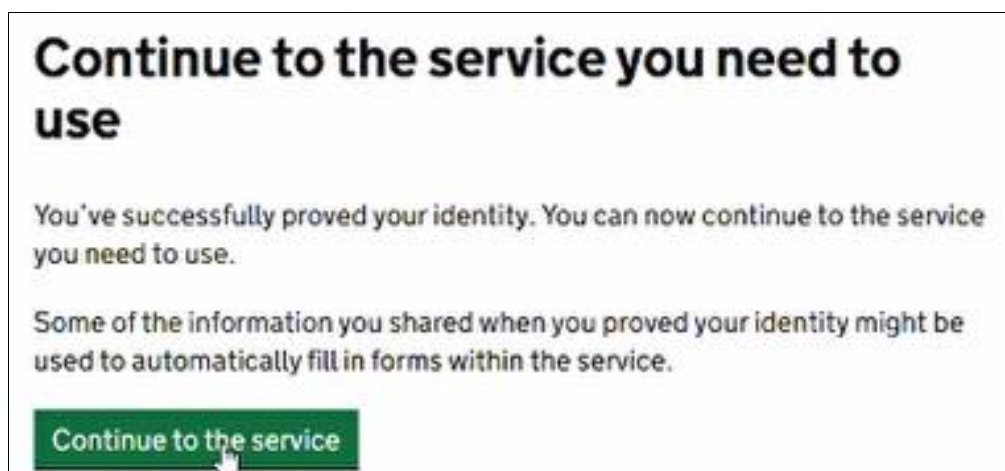
► [Who we check your details with](#)

It can take up to 30 seconds to check your details. After you continue, do not reload or close this page.

**Continue**

- Click **Continue to the service**

*Screenshot of Gov.UK One website*



**Continue to the service you need to use**

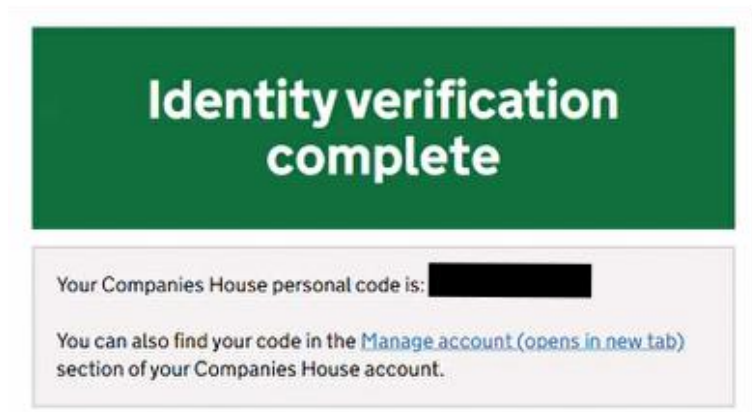
You've successfully proved your identity. You can now continue to the service you need to use.

Some of the information you shared when you proved your identity might be used to automatically fill in forms within the service.

**Continue to the service**

- 
- You will then be provided with your personal code

*Screenshot of Gov.UK One website*



**PLEASE PROVIDE THIS CODE TO [INFO@RBP.CO.UK](mailto:INFO@RBP.CO.UK) IMMEDIATELY**

### Official Links

- Main service page: [Verify your identity for Companies House](#)
- Identity verification requirements: [How to meet Companies House identity verification standard](#)
- Deadlines and timing: [When you need to verify your identity for Companies House](#)

### Tips:

- Do it early to avoid last-minute issues
  - Use the GOV.UK ID Check app for the fastest process
  - Keep your personal code safe — it's unique to you
-